

www.sjc.utah.gov

Fiscal Year **2020-2021**

Final Amended Budget



City of South Jordan
State of Utah

Table of Contents

Budget Message

Letter from the Chief Financial Officer/Budget Officer	iv
City of South Jordan Organizational Chart	vi

Budget Detail

General Fund

General Fund Summary	1
General Fund Descriptions	3
General Fund - All Departments	9

Special Revenue Fund

Special Revenue Fund Descriptions	15
RDA	16
RDA Housing	17
CDA	18
CDBG	19
Storm Water	20

Enterprise Fund

Enterprise Fund Descriptions	21
Water	22
Water CIP	23
Secondary Water	24
Sanitation	25
Recycling	26
Mulligans Golf & Games	27

Debt Service Fund

Debt Service Funds Descriptions	29
General Debt Service	30
SID Bonds	31
MBA	32

Capital Projects Fund

Capital Projects Fund Descriptions	33
Capital Projects - Infrastructure Maintenance	34
Capital Projects - Maintenance & Operations	36
Capital Equipment	37
Capital Projects Bond	38

Budget Letter

To the Mayor and Members of the City Council

The final amended budget for the fiscal year 2020-2021 has been prepared and is hereby submitted for review and adoption. The final amended budget documents the various proposed changes made to the original budget. These changes are summarized below:

GENERAL FUND

New Revenues:

For the second half of the fiscal year the City received reimbursements for overtime costs provided by Public Safety services as well as reimbursements for various expenses.

Public Safety Overtime Reimbursement	11,492
Other Reimbursements	44,563
Total Change	56,055

Adjustments:

Building permit revenues were adjusted to cover the increase cost of credit card fees.

Building Credit Card Fees	190,000
Total Change	190,000

Restricted Revenues:

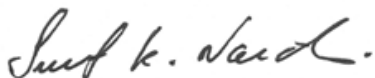
The following restricted revenues were received and appropriated in the last fiscal year but were not spent for their respective purposes.

Local Transit Tax Carryover	1,459,955
Total Change	1,459,955

Acknowledgement

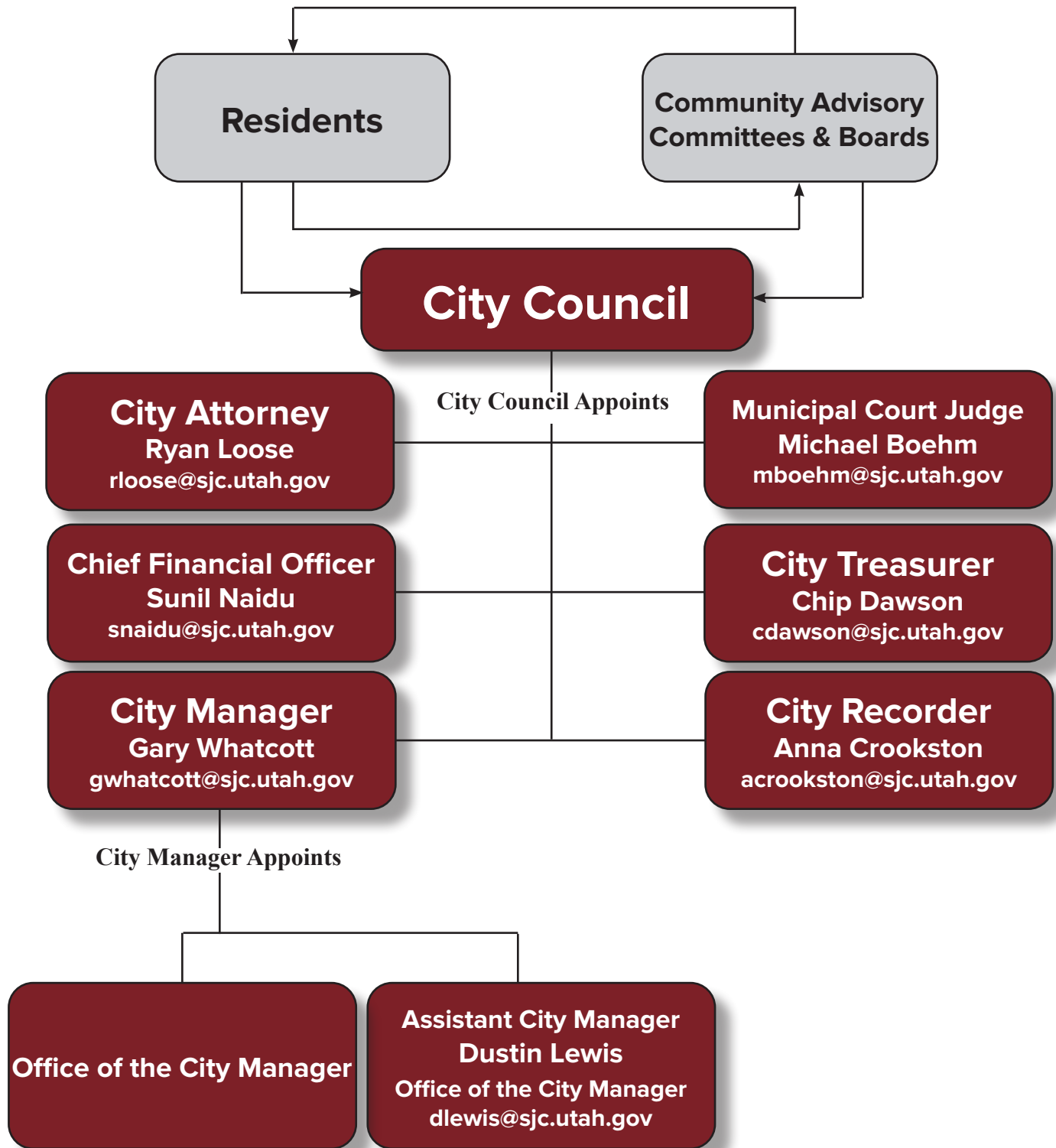
The preparation of the final budget amendment on a timely basis could not have been accomplished without the dedication and efforts of the Finance Department staff, as well as the accountability and oversight of City staff for City resources.

Respectfully submitted,

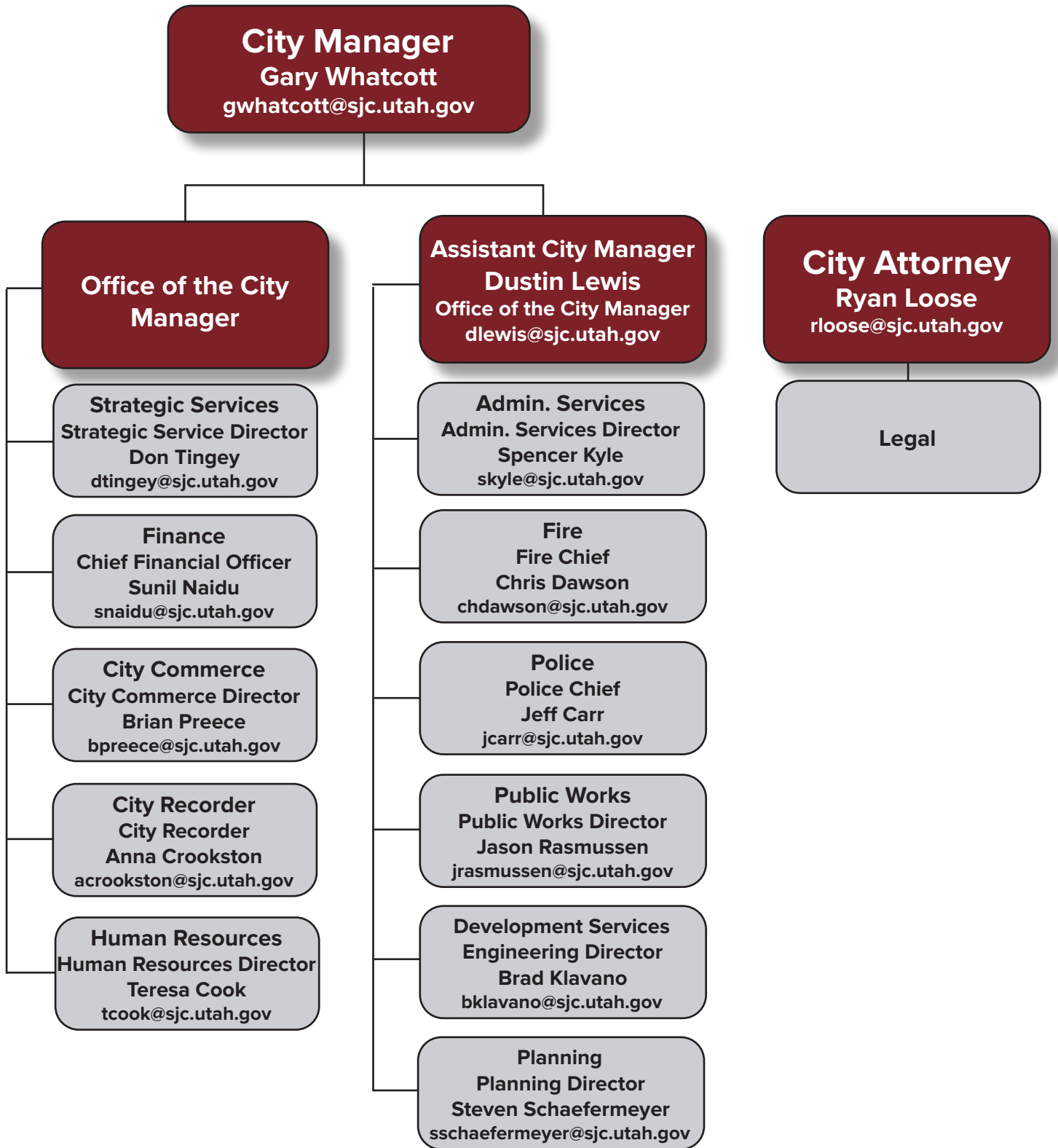


Sunil K. Naidu
CFO/Budget Officer

Organization Chart



Organization Chart



General Fund Summary

	Adopted Budget FY 20-21	Amended Budget 1/19/2021	Jan-Jun Adjustments	Final Budget FY 20-21
REVENUES				
Sales Taxes	\$17,085,329	\$17,085,329	\$0	\$17,085,329
Property Taxes	12,233,935	12,233,935	0	12,233,935
Franchise Taxes	4,791,029	4,791,029	0	4,791,029
Transient Room Tax	171,002	171,002	0	171,002
Cable TV Fees	474,028	474,028	0	474,028
Motor Vehicle Fees	866,483	866,483	0	866,483
Penalties & Interest	10,000	10,000	0	10,000
Licenses & Permits	3,524,812	3,524,812	190,000	3,714,812
Intergovernmental Revenues	396,435	396,435	0	396,435
Administration Fees	3,509,656	3,509,656	0	3,509,656
Charges for Services	3,867,594	3,867,871	0	3,867,871
Fines and Forfeitures	560,000	560,000	0	560,000
Miscellaneous Revenue	1,052,000	1,071,835	56,055	1,127,890
Total General Fund Revenue	48,542,303	48,562,415	246,055	48,808,470
TRANSFERS IN AND USE OF FUND BALANCE				
Transfers In	507,869	757,869	0	757,869
Use of Fund Balance	0	462,600	1,840,875	2,303,475
Total Transfers In and Use of Fund Balance	507,869	1,220,469	1,840,875	3,061,344
Total Rev, Trans in, and Use of Fund Balance	49,050,172	49,782,884	2,086,930	51,869,814
EXPENDITURES				
Wages and Benefits	37,267,407	37,284,242	230,891	37,515,223
Materials and Supplies	1,638,833	1,638,633	(15,213)	1,623,420
Operating Expenditures	6,790,071	7,371,745	393,751	7,765,496
Total General Fund Expenditures	45,696,311	46,294,620	609,519	46,904,139
TRANSFERS OUT AND CONTRIBUTION TO FUND BALANCE				
Transfers Out	3,353,861	3,488,264	1,477,411	4,965,675
Contribution to Fund Balance	0	0	0	0
Total Transfers Out and Contribution to Fund Balance	3,353,861	3,488,264	1,477,411	4,965,675
Total Exp, Trans Out, and Cont to Fund Balance	49,050,172	49,782,884	2,086,930	51,869,814

Notes to the General Fund Summary

Adjusted revenues and to account for the receipt of misc. reimbursements and carryovers.

(This page intentionally left blank)

General Fund

The General Fund is the City of South Jordan's primary operating fund. It accounts for all financial resources of the general government except for those required to be accounted for in other funds. The services provided by General Fund departments are primarily paid for through property and sales taxes.

Office of the City Manager

Executive

South Jordan's form of government is called Manager by Ordinance. By State Statute, and by City Ordinance, the City has elected to have a Legislative Branch that is made up of a six member city council, one of which is the mayor. Under this form of government, all Administrative duties are vested in the City Manager. The Executive Department Budget is the title of the City Manager's Budget.

Finance

The Finance division provides useful, timely and reliable financial information and support to City Staff, Management, Council, Citizens and external parties. This includes accounts payable, accounts receivable, reporting all financial transactions for the City and producing the City's Annual Financial Report (CAFR). Additionally, the Finance division provides budget and financial support for the City's Redevelopment Agency (RDA) and the Municipal Building Authority (MBA).

City Commerce

The City Commerce & Sustainability division coordinates and promotes the implementation of economic development and growth through long-term strategic planning and resource allocation. It also establishes and maintains cooperative-working relationships with other organizations at all levels and in a variety of locations. Business Licenses are also handled by the City Commerce & Sustainability division.

City Recorder

The City Recorder's Office is responsible for maintaining all City records and files through an electronic filing system. The recorder's office also manages all municipal elections, GRAMA requests and public meeting agendas, minutes and recordings.

Human Resources

The Human Resources division is the employee-solving hub of the City. Daily functions support managers in recruiting and hiring the most suitable applicants, employee relations, employee payroll, investigations and performance administration. Benefits are evaluated annually and administered for all qualified employees. Federal and State labor laws and Employee Handbook policies are interpreted and applied to ensure City compliance. Communication between employees and managers is often facilitated through Human Resources staff. Supervisor and employee training is created and presented annually to educate, provide resources and minimize City liability.

General Fund

Office of the Assistant City Manager

Office of the Assistant City Manager

The Office of the Assistant City Manager is responsible for management direction and support for all City operations, as well as special projects related to City Code, City-wide policies, and other issues.

Administrative Services

Administrative Services

Administrative Services is responsible for coordinating the City's emergency management efforts and works with all levels of government and various volunteer organizations to assist and protect the residents of South Jordan from the effects of disasters, both natural and man-made. Administrative Services supports the community before, during and after unusual events and major disasters by focusing on mitigation, preparedness, response and recovery activities.

Emergency/Risk Management

Emergency/Risk Management exists to encourage, develop and maintain a safe work place and community. The division is responsible to create an environment that promotes and fosters safe practices by employees that eliminates and/or reduces the potential for accidents to person or property. These efforts include awareness through training and education, adherence to policies and procedures adopted in compliance with State and Federal law and recommendations by the Utah Risk Mutual Management Association and others for best management practices. This also extends to working in the community to promote the general health, safety and welfare of our residents and visitors to our community.

Information Services

Information Services provides all the electronic voice and data communication connectivity for the staff of South Jordan. This service includes all internal communication along with interface to the residents of the City. This division provides and maintains all software programs and data storage including all relative hardware.

Court

The Justice Court Judge exercises authority over matters within the court's jurisdiction and conducts proceedings, hearings and trials. The Justice Court staff supports the administration of justice by handling all public inquiries, maintaining files and permanent records and providing court security and transportation of prisoners.

Communications/Media/Marketing

Communications/Media/Marketing assists elected officials and city staff in developing and implementing messages to the public. The Communications Coordinator serves as the City spokesperson and works with the media in coordinating and delivering interviews and issuing press releases. In addition, the City Communication Coordinator manages and maintains the City's social media sites.

General Fund

Information Center

The Information Center is a centralized group of problem-solvers who assist citizens when they call or visit City Hall. The agents who work in this division take utility payments, accept business license applications and renewals, register participants for recreation programs, fill out work order requests and much more. Agents are also able to redirect citizens to appropriate staff members when additional information or expertise is needed, ensuring they are directed to the best person to address the citizens questions or concerns.

Recreation & Event Programs

The Recreation & Event Programs division provides a variety of youth and adult recreation, community events and education programs.

Gale Center

The Gale Center division provides preservation and education of South Jordan City and local history. Programs include educational lectures and art series, as well as hands-on exhibits and display space for historical museum items, artwork and educational exhibits.

Facilities

The facilities division provides preventative and routine maintenance as well as custodial services to all city owned facilities. They also evaluate facilities utility related equipment to effectively conserve power or natural gas costs.

Seniors

The Senior division provides programs for Seniors at the Community Center. The Community Center also hosts other community programs and meeting space for both public and private events. The Community Center is “home base” for the South Jordan Youth Council.

Parks

The Parks, Trails and Open Space division provides maintenance to over 400 acres of park space which includes 30 parks with maintenance for the following items; playgrounds, restrooms, pavilions, tennis courts, basketball courts, volleyball courts, horseshoes and drinking fountains, along with maintenance of recreational sport fields (baseball/Softball, football).

Development Services

Building

The Building and Safety Division promotes the general health, safety and welfare of South Jordan citizens by effectively administering and enforcing building regulations mandated by City and State governments. We provide professional and accurate understanding of adopted codes and ordinances throughout the residential and commercial building process. Using a proactive approach to educate and request compliance of the Municipal Code in a friendly, fair, and impartial manner, Code Compliance Inspectors assist in maintaining the aesthetic appeal and property values of the City.

General Fund

Engineering

The Engineering Division develops master plans for the storm drain, transportation and culinary water systems within the City. Master plans take into account existing and future needs of the City. The Engineering Division ensures that projects are constructed in accordance with City codes, plans, and other appropriate industry specifications. The Division manages the Capital Improvement Program (CIP) and oversees the designs, bids, and construction of CIP Projects. In addition, the Division addresses traffic concerns and issues within the City of South Jordan.

Planning

The Planning and Zoning Division guides the planned physical development of the city in a manner that preserves the quality of life for South Jordan residents, by ensuring that all new planning programs and development projects comply with the City's adopted General Plan. Advice and technical support is provided to the City Council and Planning Commission regarding the compliance of all development proposals with the City's Land Use and Development Codes. In addition, the Division does analysis and prepares reports pertaining to the development and maintenance of the General Plan, the drafting of new and the amendment of existing land use ordinances and the review of private development projects. The division also provides information to assist residents in understanding the General Plan, Land Use Codes and Development Codes and how they apply to their property or to development project proposals. It is always the Planning and Zoning Division's goal to fulfill the objectives of the General Plan, provide applicants with efficient review of proposed projects and provide South Jordan residents appropriate opportunities to participate in land use and development decisions.

Fire Department

As leaders in fire, rescue, and pre-hospital emergency medicine the South Jordan Fire Department provides innovative, high-quality, and efficient service with unwavering professionalism and reliability. Operating out of three stations, for FY 2019 the fire department is expected to respond to 5,900 calls for service. These calls range from structure fires and emergency medical calls to specialized hazardous materials and technical rescue calls as well as inter-facility transfers between the south Jordan Health Center and the main University of Utah campus in Salt Lake City.

Police Department

The Police Department is fully dedicated to providing an environment of safety, security confidence and well-being for all citizens who reside, conduct business, recreate or travel through or within the community. Police services are rendered with an emphasis on best practices and ongoing officer training in areas such as preservation of human life, crime prevention, criminal investigation and prosecution, traffic management, data collection and maintenance, public education, fiscal prudence and creative problem solving.

General Fund

Animal Control

The Animal Control division is responsible for the safety and well-being of animals of all types. The division is well trained to investigate animal related complaints, enforce relevant laws and ordinances, apprehend unlicensed or stray animals and remove dead or injured animals as needed. They also manage the animal control shelter, where basic care such as food, water and appropriate medical attention are provided to any housed animals as needed.

Public Works

Public Works Admin

Public Works Administration consists of one director, one associate director, and three administrative support positions. Public Works Admin oversees the following division: Streets, Street Lighting, Water, Secondary Water, Storm Water, Sanitation, Recycling, Parks Maintenance, and Fleet Management.

Fleet

The Fleet division is an internal support team providing repair and maintenance for all city vehicles and equipment. Fleet currently maintains and repairs over 190 vehicles and around 130 other miscellaneous pieces of large equipment, as well as numerous small equipment and hand tools. The Fleet division also manages a diesel/gasoline fuel station located in the Public Works maintenance yard.

Cemetery

Every effort is made to maintain the cemetery with the respect deserved of the deceased. Our staff works with funeral directors and the public to ensure the burial portion of the death process is handled professionally and with compassion for each individual's needs.

Street Lighting

The Streetlight division manages and maintains over 5,300 street lights within the City and growing at a rate of approximately 150 additional street lights each year. The Streetlight division employees assist all city departments with electrical installing, changes and repair in City buildings. Additionally, the division coordinates with Rocky Mountain Power to maintain an additional 830 street lights.

Streets

The Streets division maintains roads, sidewalks, street signs, and provides graffiti removal and snow removal. The Streets division services are rendered with an emphasis on best management practices, Federal requirements along with trained personnel in all related areas such as preservation of pedestrian safety, roadway striping, concrete and asphalt preservation programs, equipment maintenance, traffic management, data collection and reporting, and creative problem solving.

General Fund

Office of the City Attorney

Office of the City Attorney

The Office of the City Attorney, under the independent direction of the City Attorney, provides a full scope of in-house legal counsel services including general counsel and transactional advice, risk management, litigation, representation, outside counsel oversight, criminal prosecution, government relations, and legislative representation services to the City Corporations, the City Council, the City administration, and the City's affiliated entities and personnel. The Office provides services to and on behalf of the City of South Jordan, a Utah municipal corporations; it does not represent or provide legal services to individual citizens or businesses.

General Fund, All Departments

	Adopted Budget FY 20-21	Amended Budget 1/19/2021	Jan-Jun Adjustments	Final Budget FY 20-21
<u>Office of the City Manager</u>				
Executive				
Wages and Benefits	1,386,343	1,386,343	0	1,386,343
Materials and Supplies	83,846	83,846	0	83,846
Operating Expenditures	216,462	216,462	1,575	218,037
Total Executive	1,686,651	1,686,651	1,575	1,688,226
*\$1,575 reimbursement from Rocky Mtn Power for Community Wattsmart Program survey.				
Human Resources				
Wages and Benefits	485,963	485,963	0	485,963
Materials and Supplies	37,982	37,782	(1,500)	36,282
Operating Expenditures	135,355	135,555	1,500	137,055
Total Human Resources	659,300	659,300	0	659,300
Finance				
Wages and Benefits	1,968,966	1,968,966	200,000	2,168,966
Materials and Supplies	265,175	265,175	0	265,175
Operating Expenditures	268,825	276,825	0	276,825
Total Finance	2,502,966	2,510,966	200,000	2,710,966
*\$200,000 one-time funding to cover Covid related city-wide employee expenditures.				
City Commerce & Sustainability				
Wages and Benefits	287,206	287,206	0	287,206
Materials and Supplies	14,210	14,210	0	14,210
Other Expenditures	6,390	6,390	0	6,390
Total City Commerce & Sustainability	307,806	307,806	0	307,806
Recorder				
Wages and Benefits	243,635	243,635	0	243,635
Materials and Supplies	31,050	31,050	(9,600)	21,450
Operating Expenditures	184,480	184,480	9,600	194,080
Total Recorder	459,165	459,165	0	459,165

General Fund, All Departments

	Adopted Budget FY 20-21	Amended Budget 1/19/2021	Jan-Jun Adjustments	Final Budget FY 20-21
--	-------------------------------	--------------------------------	------------------------	-----------------------------

Office of the Assistant City Manager

Office of the Assistant City Manager

Materials and Supplies	17,963	17,963	0	17,963
Operating Expenditures	187,974	187,974	0	187,974
Total Office of the Assistant City Manager	205,937	205,937	0	205,937

Administrative Services

Administrative Services

Wages and Benefits	538,732	538,732	13,685	552,417
Materials and Supplies	8,800	8,800	0	8,800
Operating Expenditures	64,775	64,775	0	64,775
Total Administrative Services	612,307	612,307	13,685	625,992

*\$13,685 one-time funding to cover Covid related city-wide employee expenditures.

Emergency & Risk Management

Wages and Benefits	234,604	234,604	0	234,604
Materials and Supplies	8,600	8,600	0	8,600
Operating Expenditures	599,346	599,346	0	599,346
Total Emergency & Risk Management	842,550	842,550	0	842,550

Communications/Media/Marketing

Wages and Benefits	291,939	291,939	0	291,939
Materials and Supplies	75,106	75,106	0	75,106
Other Expenditures	36,500	36,500	(5,804)	30,696
Total Communications/Media/Marketing	403,545	403,545	(5,804)	397,741

*\$5,804 transferred to Info Services for On Call Agent.

Information Services

Wages and Benefits	1,104,815	1,104,815	0	1,104,815
Materials and Supplies	19,540	19,540	0	19,540
Operating Expenditures	645,178	645,178	167,235	812,413
Total Information Services	1,769,533	1,769,533	167,235	1,936,768

*\$167,235 for Covid related work from home equipment setup expenditures.

General Fund, All Departments

	Adopted Budget FY 20-21	Amended Budget 1/19/2021	Jan-Jun Adjustments	Final Budget FY 20-21
Court				
Wages and Benefits	469,805	469,805	0	469,805
Materials and Supplies	17,559	17,559	0	17,559
Operating Expenditures	140,011	140,011	0	140,011
Total Court	627,375	627,375	0	627,375
Information Center				
Wages and Benefits	403,918	403,918	5,804	409,722
Materials and Supplies	37,375	37,375	0	37,375
Operating Expenditures	1,600	1,600	0	1,600
Total Information Center	442,893	442,893	5,804	448,697
*\$5,804 transferred from Communications/Media/Marketing for On Call Agent.				
Recreation & Event Programs				
Wages and Benefits	531,376	531,376	0	531,376
Materials and Supplies	12,115	12,115	0	12,115
Operating Expenditures	530,263	608,263	(1,700)	606,563
Total Recreation & Event Programs	1,073,754	1,151,754	(1,700)	1,150,054
*\$1,700 transferred to Capital for an ice machine for the softball complex.				
Gale Center				
Materials and Supplies	12,220	12,220	0	12,220
Operating Expenditures	30,462	30,462	0	30,462
Total Gale Center	42,682	42,682	0	42,682
Facilities				
Wages and Benefits	879,515	879,515	0	879,515
Materials and Supplies	147,226	147,226	0	147,226
Operating Expenditures	459,365	459,365	0	459,365
Total Facilities	1,486,106	1,486,106	0	1,486,106
Seniors				
Wages and Benefits	324,275	324,275	0	324,275
Materials and Supplies	11,050	11,050	0	11,050
Operating Expenditures	48,510	48,510	0	48,510
Total Seniors	383,835	383,835	0	383,835

General Fund, All Departments

	Adopted Budget FY 20-21	Amended Budget 1/19/2021	Jan-Jun Adjustments	Final Budget FY 20-21
Parks				
Wages and Benefits	1,868,300	1,868,300	0	1,868,300
Materials and Supplies	211,431	211,431	0	211,431
Operating Expenditures	713,375	713,375	0	713,375
Total Parks	2,793,106	2,793,106	0	2,793,106

Planning

Planning

Wages and Benefits	806,777	806,777	0	806,777
Materials and Supplies	18,218	18,218	0	18,218
Operating Expenditures	21,664	21,664	0	21,664
Total Planning	846,659	846,659	0	846,659

Development Services

Building

Wages and Benefits	1,444,078	1,444,078	0	1,444,078
Materials and Supplies	21,930	21,930	0	21,930
Operating Expenditures	165,360	165,360	190,000	355,360
Total Building	1,631,368	1,631,368	190,000	1,821,368

*\$190,000 to cover increased credit card fees related to issuance of more building permits.

Engineering

Wages and Benefits	2,275,592	2,275,592	0	2,275,592
Materials and Supplies	41,500	41,500	0	41,500
Operating Expenditures	156,550	156,550	0	156,500
Total Engineering	2,473,642	2,473,642	0	2,473,642

Fire Services

Fire

Wages and Benefits	8,410,131	8,416,821	1,659	8,418,480
Materials and Supplies	117,370	117,370	0	117,370
Operating Expenditures	500,511	500,788	27,232	528,020
Total Fire	9,028,012	9,034,979	28,891	9,063,870

*\$1,659 for EMS standby reimbursements. \$27,232 grant for ventilators.

General Fund, All Departments

	Adopted Budget FY 20-21	Amended Budget 1/19/2021	Jan-Jun Adjustments	Final Budget FY 20-21
<u>Police Services</u>				
Police				
Wages and Benefits	8,982,695	8,992,840	9,833	9,002,673
Materials and Supplies	155,723	155,723	0	155,723
Operating Expenditures	556,515	801,712	0	801,712
Total Police	9,694,933	9,950,275	9,833	9,960,108
*\$9,833 for overtime reimbursements.				
Animal Control				
Wages and Benefits	231,023	231,023	0	231,023
Materials and Supplies	6,432	6,432	0	6,432
Operating Expenditures	13,036	13,036	0	13,036
Total Animal Control	250,491	250,491	0	250,491
<u>Public Works</u>				
Public Works Admin				
Wages and Benefits	729,865	729,865	0	729,865
Materials and Supplies	20,370	20,370	0	20,370
Operating Expenditures	33,592	33,592	0	33,592
Total Public Works Admin	783,827	783,827	0	783,827
Fleet				
Wages and Benefits	521,976	521,976	0	521,976
Materials and Supplies	23,750	23,750	0	23,750
Operating Expenditures	583,051	583,051	0	583,051
Total Fleet	1,128,777	1,128,777	0	1,128,777
Cemetery				
Wages and Benefits	259,320	259,320	0	259,320
Materials and Supplies	35,307	35,307	0	35,307
Operating Expenditures	23,820	23,820	0	23,820
Total Cemetery	318,447	318,447	0	318,447

General Fund, All Departments

	Adopted Budget FY 20-21	Amended Budget 1/19/2021	Jan-Jun Adjustments	Final Budget FY 20-21
Streetlighting				
Wages and Benefits	249,310	249,310	0	249,310
Materials and Supplies	60,325	60,325	0	60,325
Operating Expenditures	49,194	174,194	0	174,194
Total Streetlighting	358,829	483,829	0	483,829
Streets				
Wages and Benefits	1,314,099	1,314,099	0	1,314,099
Materials and Supplies	89,969	89,969	(4,113)	85,856
Operating Expenditures	243,377	368,377	4,113	372,490
Total Streets	1,647,445	1,772,445	0	1,772,445
<u>Office of the City Attorney</u>				
Office of the City Attorney				
Wages and Benefits	1,023,149	1,023,149	0	1,023,149
Materials and Supplies	36,691	36,691	0	36,691
Other Expenditures	174,530	174,530	0	174,530
Office of the City Attorney	1,234,370	1,234,370	0	1,234,370
Total General Fund All Departments	45,696,311	46,294,620	609,519	46,904,139

Special Revenue Fund

South Jordan's special revenue funds are used to account for specific revenues that are legally restricted to expenditure for particular purposes. South Jordan currently maintains six special revenue funds.

Redevelopment Agency (RDA)

The Redevelopment Agency of South Jordan exists to improve blighted areas within the City and encourage economic development. The Redevelopment Agency works with City staff to maintain RDA, CDA and EDA projects and areas.

RDA Housing

RDA Housing invests obligatory funds towards improving housing within the City. Housing funds can be used for a variety of purposes, including (but not limited to): infrastructure, affordable housing projects, senior housing, interest rate buy-downs, and contributions to the Olene Walker housing fund.

CDA

The CDA fund includes projects #12 Commerce Park, #13 South Station and #14 Tim Dahle Nissan. It is part of the general RDA efforts of the City.

Community Development Block Grant (CDBG)

The City administers Community Development Block Grant (CDBG) Funds received from the U.S. Department of Housing and Urban Development (HUD). With the population reported by the 2010 Census, the City became eligible to receive CDBG funds directly from HUD. Annual funds received are determined by a formula which accounts for such things as total population, growth and poverty.

Storm Water

The Storm Water division is responsible for the maintenance, cleaning and inspection of storm water infrastructure within the City to ensure that it is working properly during storm events to mitigate flooding and any subsequent damage. This includes street sweeping which prevents debris from entering the storm drain system thus hindering it from functioning properly. The Storm Water division is also responsible for maintaining compliance with Federal and State permits. Some of the activities to maintain compliance include public education and outreach programs, location, investigation and eliminating illegal discharges into the storm drain system, monitoring and enforcing runoff and erosion control processes concerning construction activities and minimizing adverse impacts on storm water quality after construction.

Special Revenue, Redevelopment Agency

	Adopted Budget FY 20-21	Amended Budget 1/19/2021	Jan-Jun Adjustments	Final Budget FY 20-21
Revenues				
Project #1 Towers Increment	\$415,000	\$415,000	\$0	\$415,000
Project #2 Harmons	350,000	350,000	0	350,000
Project #6 South I-15 Frontage	400,000	400,000	0	400,000
Project #10 South Bangerter	1,400,000	1,400,000	0	1,400,000
Project #11 Merit Medical	900,000	900,000	0	900,000
Admin. Fee - CDA	120,000	120,000	0	120,000
Total Revenues	3,585,000	3,585,000	0	3,585,000
Transfer From Other Funds				
Transfer from CDA	0	0	1,074,604	1,074,604
Use of Fund Balance	1,404,183	1,404,183	325,000	1,729,183
Total Trans From Other Funds	1,404,183	1,404,183	1,399,604	2,803,787
Total Revenues and Transfers	4,989,183	4,989,183	1,399,604	6,388,787
Operating Expenditures				
Materials and Supplies	79,075	79,075	0	79,075
Operating Expenditures	476,557	476,557	0	476,557
Total Operating Expenditures	555,632	555,632	0	555,632
Project Expenditures				
Tax Increment Commitments	1,600,000	1,600,000	325,000	1,925,000
Total Project Expenditures	1,600,000	1,600,000	325,000	1,925,000
Transfers Out				
Transfer to General Debt Service Fund	775,250	775,250	0	775,250
Transfer to CDA	120,000	120,000	0	120,000
Transfer to Debt Service SID	1,216,600	1,216,600	0	1,216,600
Transfer to MBA	721,682	721,682	0	721,682
Transfer to General Fund	19	19	0	19
Contribution to Fund Balance	0	0	1,074,604	1,074,604
Total Transfers Out	2,833,551	2,833,551	1,074,604	3,908,155
Total Expenditures	4,989,183	4,989,183	1,399,604	6,388,787

Notes to Redevelopment Agency Fund

*\$325,000 for Redwood Road Access project.

Special Revenue, RDA Housing

	Adopted Budget FY 20-21	Amended Budget 1/19/2021	Jan-Jun Adjustments	Final Budget FY 20-21
Revenues				
Housing Revenue	\$950,000	\$950,000	\$0	\$950,000
Total Revenues	950,000	950,000	0	950,000
Transfer From Other Funds				
Use of Fund Balance	1,470,000	2,870,000	0	2,870,000
Total Trans From Other Funds	1,470,000	2,870,000	0	2,870,000
Total Revenues and Transfers	2,420,000	3,820,000	0	3,820,000
Project Expenditures				
Housing Program	2,400,000	3,800,000	0	3,800,000
Housing Study	20,000	20,000	0	20,000
Total Project Expenditures	2,420,000	3,820,000	0	3,820,000
Transfers Out				
Contribution to Fund Balance	0	0	0	0
Total Transfers Out	0	0	0	0
Total Expenditures	2,420,000	3,820,000	0	3,820,000

Notes to Redevelopment Housing Fund

No changes.

Special Revenue, CDA

	Adopted Budget FY 20-21	Amended Budget 1/19/2021	Jan-Jun Adjustments	Final Budget FY 20-21
Revenues				
Project#12 Commerce Park	\$5,500,000	\$5,500,000	\$0	\$5,500,000
Project#13 South Station	1,200,000	1,200,000	0	1,200,000
Total Revenues	6,700,000	6,700,000	0	6,700,000
Transfer From Other Funds				
Transfer from RDA	120,000	120,000	0	120,000
Use of Fund Balance	0	1,072,199	6,359,448	7,431,647
Total Trans From Other Funds	120,000	1,192,199	6,359,448	7,551,647
Total Revenues and Transfers	6,820,000	7,892,199	6,359,448	14,251,647
Operating Expenditures				
Operating Expenditures	120,000	120,000	0	120,000
Infrastructure Maintenance	0	1,072,199	0	1,072,199
Total Operating Expenditures	120,000	1,192,199	0	1,192,199
Project Expenditures				
Tax Increment Commitments	5,925,000	5,925,000	5,284,844	11,209,844
Total Project Expenditures	5,925,000	5,925,000	5,284,844	11,209,844
Transfers Out				
Transfer to RDA	0	0	1,074,604	1,074,604
Contribution to Fund Balance	775,000	775,000	0	775,000
Total Transfers Out	775,000	775,000	1,074,604	1,849,604
Total Expenditures	6,820,000	7,892,199	6,359,448	14,251,647

Notes to CDA Fund

*\$5,284,844 for Jordan School District Admin Building payment.

Special Revenue, CDBG

	Adopted Budget FY 20-21	Amended Budget 1/19/2021	Jan-Jun Adjustments	Final Budget FY 20-21
Revenues				
CDBG Grant	\$241,317	\$262,861	\$0	\$262,861
Total Revenues	241,317	262,861	0	262,861
Transfer From Other Funds				
Use of Fund Balance	0	259,072	0	259,072
Total Trans From Other Funds	0	259,072	0	259,072
Total Revenues and Transfers	241,317	521,933	0	521,933
Operating Expenditures				
Wages and Benefits	12,765	30,576	0	30,576
Public Facilities	158,263	366,591	0	366,591
The Road Home	6,000	5,000	0	5,000
South Valley Sanctuary	6,000	27,200	0	27,200
Legal Aid Society of Utah	3,000	6,600	0	6,600
ASSIST	0	7,631	0	7,631
Community Health Clinic	9,054	0	0	0
Inn Between	5,000	7,000	0	7,000
Utah Community Action Copperview	4,500	15,871	0	15,871
Roseman University Health Clinic	0	3,000	0	3,000
UCA Case Management	5,500	5,000	0	5,000
UCA Food Pantry	0	20,871	0	20,871
Administrative Charges	31,235	26,593	0	26,593
Total Operating Expenditures	241,317	521,933	0	521,933
Transfers Out				
Contribution to Fund Balance	0	0	0	0
Total Transfers Out	0	0	0	0
Total Expenditures	241,317	521,933	0	521,933

Notes to CDBG Fund

No changes.

Special Revenue, Storm Water

	Adopted Budget FY 20-21	Amended Budget 1/19/2021	Jan-Jun Adjustments	Final Budget FY 20-21
Revenues				
Storm Water Fees	\$2,458,953	\$2,458,953	\$0	\$2,458,953
Investment Earnings	45,000	45,000	0	45,000
Other Miscellaneous	2,154	2,154	0	2,154
Total Revenues	2,506,107	2,506,107	0	2,506,107
Transfer From Other Funds				
Use of Fund Balance	167,951	215,803	0	215,803
Total Trans From Other Funds	167,951	215,803	0	215,803
Total Revenues and Transfers	2,674,058	2,721,910	0	2,721,910
Operating Expenditures				
Employee Wages and Benefits	1,013,666	1,013,666	0	1,013,666
Materials and Supplies	53,300	53,300	11,010	64,310
Operating Expenditures	634,151	634,151	(11,010)	623,141
Total Operating Expenditures	1,701,117	1,701,117	0	1,701,117
Project Expenditures				
Storm Water Master Plan	0	16,102	0	16,102
Capital Expenditures	75,000	75,000	0	75,000
Total Project Expenditures	75,000	91,102	0	91,102
Transfers Out				
Transfer to General Fund	2,941	2,941	0	2,941
Transfer to General CIP	895,000	895,000	0	895,000
Transfer to Water CIP	0	31,750	0	31,750
Contribution to Fund Balance	0	0	0	0
Total Transfers Out	897,941	929,691	0	929,691
Total Expenditures	2,674,058	2,721,910	0	2,721,910

Notes to Storm Drain Fund

Realignment of resources.

Enterprise Fund

South Jordan’s enterprise funds function and operate much like a private business and charge fees to users that cover most or all of the costs. South Jordan currently maintains five enterprise funds.

Water

The Water division provides safe and high quality water with sufficient pressure, and at proper flows that exceed state standards. This is accomplished through compliance, state standards sampling, system upgrades, quick response to resident concerns and system failures, and continuous monitoring of tanks and delivery points.

Water CIP

This fund is used to account for the construction of major water infrastructure projects within the city.

Secondary Water

The Secondary Water division manages the delivery of irrigation water to 3,500 South Jordan residential properties via a gravity and pumped distribution system.

Sanitation

The Sanitation division administers and manages a number of solid waste and refuse services. The City contracts with Ace Recycling & Disposal for residential curbside garbage pickup. The Sanitation division provides residences with 96-gallon containers for both garbage services and is responsible for the delivery and repair of the 21,000 containers.

Recycling

The Recycling division administers and manages curbside recycle pickup and additional recycle services. The City maintains 17,000 residential co-mingle recycling cans in the field.

Mulligans

Mulligans offers golfing and entertainment opportunities for the entire family including 2 nine hole executive courses, driving range with 32 covered and heated hitting stations, 36 holes of miniature golf and 8 batting cages with softball and baseball. The facility also hosts a snack bar, pro shop and PGA golf instruction for all golfers including a comprehensive junior golf program.

Enterprise Fund, Water

	Adopted Budget FY 20-21	Amended Budget 1/19/2021	Jan-Jun Adjustments	Final Budget FY 20-21
Revenues				
Water Sales - Base Rate	\$8,775,939	\$8,775,939	\$0	\$8,775,939
Water Sales - Consumption	10,224,060	10,224,060	0	10,224,060
Finance Charges	204,000	204,000	0	204,000
Investment Earnings	600,000	600,000	0	600,000
Water Meter Sets	250,000	250,000	0	250,000
Hydrant Meter Rental Income	50,000	50,000	0	50,000
Commercial/Landscape Meters	15,000	15,000	0	15,000
Sale of Capital Assets	20,000	20,000	0	20,000
Grants and Donations	0	0	22,281	22,281
Total Revenues	20,138,999	20,138,999	22,281	20,161,280
Transfer From Other Funds				
Transfer from Water Impact Fees	296,556	296,556	0	296,556
Use of Fund Balance	158,999	363,504	7,000,000	7,363,504
Total Trans From Other Funds	455,555	660,060	7,000,000	7,660,060
Total Revenues and Transfers	20,594,554	20,799,059	7,022,281	27,821,340
Operating Expenditures				
Employee Wages and Benefits	1,589,428	1,589,428	0	1,589,428
Materials and Supplies	96,342	96,342	15,000	111,342
Operating Expenditures	13,392,527	13,483,532	7,281	13,490,813
Principal on Bonds	2,095,000	2,095,000	0	2,095,000
Bond Interest Payment	341,975	341,975	0	341,975
Trustee Fees	3,000	3,000	0	3,000
Arbitrage Compliance	3,325	3,325	0	3,325
Total Operating Expenditures	17,521,597	17,612,602	22,281	17,634,883
Transfers Out				
Transfer to Risk Management	2,957	2,957	0	2,957
Transfer to Water CIP General	3,070,000	3,183,500	7,000,000	10,183,500
Contribution to Fund Balance	0	0	0	0
Total Transfers Out	3,072,957	3,186,457	7,000,000	10,186,457
Total Expenditures	20,594,554	20,799,059	7,022,281	27,821,340

Notes to Water Fund

*\$22,281 from Jordan Valley Water Member Grant.

\$7,000,000 transferred to Water CIP for Tank 7/8B construction.

Enterprise Fund, Water CIP

	Adopted Budget FY 20-21	Amended Budget 1/19/2021	Jan-Jun Adjustments	Final Budget FY 20-21
Revenues				
Water Impact Fees	\$700,000	\$700,000	\$0	\$700,000
Grant Revenue	0	0	171,236	171,236
Total Revenues	700,000	700,000	171,236	871,236
Transfer From Other Funds				
Transfer from Water Operations	3,070,000	3,183,500	7,000,000	10,183,500
Transfer from Water Impact Fees	0	0	1,000,000	1,000,000
Transfer from Secondary Water	850,000	881,750	0	881,750
Transfer from Storm Water	0	31,750	0	31,750
Water Impact Fee Fund Balance	296,556	296,556	1,488,443	1,784,999
Use of Fund Balance	0	13,630,885	0	13,630,885
Total Trans From Other Funds	4,216,556	18,024,441	9,488,443	27,512,884
Total Revenues and Transfers	4,916,556	18,724,441	9,659,679	28,384,120
Project Expenditures				
Water Projects	3,070,000	12,981,320	8,000,000	20,981,320
Secondary Water Projects	850,000	4,746,565	171,236	4,917,801
Total Project Expenditures	3,920,000	17,727,885	8,171,236	25,899,121
Transfers Out				
Transfer to Water Operations	296,556	296,556	0	296,556
Transfer to Water CIP	0	0	1,000,000	1,000,000
Transfer to General CIP	0	0	488,443	488,443
Contribution to Fund Balance	700,000	700,000	0	700,000
Total Transfers Out	996,556	996,556	1,488,443	2,484,999
Total Expenditures	4,916,556	18,724,441	9,659,679	28,384,120

Notes to Water CIP Fund

*\$171,236 grant reimbursement for Secondary Water Metering project.
 \$8,000,000 Transferred from Water & Water Impact Fees for Tank 7/8B construction.
 \$488,443 transferred to General CIP for 10550 S Improvement project.

Enterprise Fund, Secondary Water

	Adopted Budget FY 20-21	Amended Budget 1/19/2021	Jan-Jun Adjustments	Final Budget FY 20-21
Revenues				
Irrigation Water Sales	\$740,000	\$740,000	\$0	\$740,000
Total Revenues	740,000	740,000	0	740,000
Transfer From Other Funds				
Use of Fund Balance	1,040,220	1,071,970	0	1,071,970
Total Trans From Other Funds	1,040,220	1,071,970	0	1,071,970
Total Revenues and Transfers	1,780,220	1,811,970	0	1,811,970
Operating Expenditures				
Employee Wages and Benefits	284,525	284,525	0	284,525
Materials and Supplies	17,295	17,295	1,500	18,795
Operating Expenditures	627,189	627,189	(1,500)	625,689
Total Operating Expenditures	929,009	929,009	0	929,009
Transfers Out				
Transfer to Risk Management	1,211	1,211	0	1,211
Transfer to Water CIP	850,000	881,750	0	881,750
Contribution to Fund Balance	0	0	0	0
Total Transfers Out	851,211	882,961	0	882,961
Total Expenditures	1,780,220	1,811,970	0	1,811,970

Notes to Secondary Water Fund

Realignment of resources.

Enterprise Fund, Sanitation

	Adopted Budget FY 20-21	Amended Budget 1/19/2021	Jan-Jun Adjustments	Final Budget FY 20-21
Revenues				
Garbage Fees	\$2,919,886	\$2,919,886	\$0	\$2,919,886
Neighborhood Cleanup	60,000	60,000	0	60,000
Special Service Pickup	3,000	3,000	0	3,000
Investment Earnings	24,000	24,000	0	24,000
Total Revenues	3,006,886	3,006,886	0	3,006,886
Transfer From Other Funds				
Use of Fund Balance	241,065	241,065	0	241,065
Total Trans From Other Funds	241,065	241,065	0	241,065
Total Revenues and Transfers	3,247,951	3,247,951	0	3,247,951
Operating Expenditures				
Employee Wages and Benefits	345,852	345,852	0	345,852
Materials and Supplies	136,600	161,600	(1,100)	160,500
Operating Expenditures	2,295,227	2,270,227	1,100	2,271,327
Equipment	470,000	470,000	0	470,000
Total Operating Expenditures	3,247,679	3,247,679	0	3,247,679
Transfers Out				
Transfer to Risk Management	272	272	0	272
Contribution to Fund Balance	0	0	0	0
Total Transfers Out	272	272	0	272
Total Expenditures	3,247,951	3,247,951	0	3,247,951

Notes to Sanitation Fund

Realignment of resources.

Enterprise Fund, Recycling

	Adopted Budget FY 20-21	Amended Budget 1/19/2021	Jan-Jun Adjustments	Final Budget FY 20-21
Revenues				
Garbage Fees	\$1,202,604	\$1,202,604	\$0	\$1,202,604
Total Revenues	1,202,604	1,202,604	0	1,202,604
Transfer From Other Funds				
Use of Fund Balance	319,953	319,953	0	319,953
Total Trans From Other Funds	319,953	319,953	0	319,953
Total Revenues and Transfers	1,522,557	1,522,557	0	1,522,557
Operating Expenditures				
Materials and Supplies	75,000	75,000	0	75,000
Operating Expenditures	1,447,557	1,447,557	0	1,447,557
Total Operating Expenditures	1,522,557	1,522,557	0	1,522,557
Transfers Out				
Contribution to Fund Balance	0	0	0	0
Total Transfers Out	0	0	0	0
Total Expenditures	1,522,557	1,522,557	0	1,522,557

Notes to Recycling Fund

No changes.

Enterprise Fund, Mulligans

	Adopted Budget FY 20-21	Amended Budget 1/19/2021	Jan-Jun Adjustments	Final Budget FY 20-21
Revenues				
Instructor Fees	\$57,222	\$57,222	\$0	\$57,222
Driving Range	355,000	355,000	57,000	412,000
Greens Fees	192,910	192,910	0	192,910
Miniature Golf	375,000	375,000	0	375,000
Program Revenue	3,000	3,000	0	3,000
Golf Cart Rental	77,265	77,265	0	77,265
Batting Cages	154,530	154,530	0	154,530
Food & Beverages	46,000	46,000	0	46,000
Pro Shop	46,460	46,460	0	46,460
Rental Revenue	15,000	15,000	0	15,000
Total Revenues	1,322,387	1,322,387	57,000	1,379,387
Transfer From Other Funds				
Use of Fund Balance	5,400	79,475	0	79,475
Total Trans From Other Funds	5,400	79,475	0	79,475
Total Revenues and Transfers	1,327,787	1,401,862	57,000	1,458,862
Operating Expenditures				
Employee Wages and Benefits	517,897	517,897	57,000	574,897
Materials and Supplies	54,900	54,900	0	54,900
Operating Expenditures	424,521	424,521	0	424,521
Capital Expenditures	330,000	404,075	0	404,075
Total Operating Expenditures	1,327,318	1,401,393	57,000	1,458,393
Transfers Out				
Transfer to Risk Management	469	469	0	469
Contribution to Fund Balance	0	0	0	0
Total Transfers Out	469	469	0	469
Total Expenditures	1,327,787	1,401,862	57,000	1,458,862

Notes to Mulligans Fund

*\$57,000 if needed to cover increased part time wages.

(This page intentionally left blank)

Debt Service Fund

The City maintains three separate debt service funds. All debt service payments made by the City in relation to Governmental funds are accounted for in one of these three funds. Debt service payments related to enterprise functions are paid from those individual funds.

General Debt Service

The General Debt Service Fund is used to account for the accumulation of resources and for the disbursement of debt service payments for all debt not tracked in any other fund. Transfers to the General Debt Service Fund are made from other city funds. Regular payments are then made to the City's creditors according to the requirements of each individual debt.

SID Debt Service

The City administers one special improvement district, Riverfront Corporate Center. This district was established to assist with the construction of infrastructure assets in the district. Assessments for this area are collected annually from property owners in this area. These funds are then used to pay the bondholders.

Municipal Building Authority

The South Jordan Municipal Building Authority is a legal entity separate from the City and is reported by the City as a blended component unit. South Jordan MBA issued bonds in 2002 for the construction of the City's Fitness and Aquatic Center. Annual lease payments, shown as transfers from RDA, are made to the South Jordan MBA from which the bond payments are made. The final payment will be made in FY 21-22 and then the asset will be turned over to the County.

Debt Service, General Debt Service

	Adopted Budget FY 20-21	Amended Budget 1/19/2021	Jan-Jun Adjustments	Final Budget FY 20-21
Revenues				
Investment Earnings	\$10,400	\$10,400	\$0	\$10,400
Total Revenues	10,400	10,400	0	10,400
Transfer From Other Funds				
Transfer from General Fund	1,174,430	1,174,430	0	1,174,430
Transfer from Road Impact Fees	150,507	150,507	0	150,507
Transfer from RDA	775,250	775,250	0	775,250
Use of Fund Balance	247,738	1,532,363	0	1,532,363
Total Trans From Other Funds	2,347,925	3,632,550	0	3,632,550
Total Revenues and Transfers	2,358,325	3,642,950	0	3,642,950
Operating Expenditures				
Principal on Long-Term Debt	1,315,000	1,290,000	0	1,290,000
Interest on Long-Term Debt	1,032,925	1,567,300	0	1,567,300
Trustee Fees	6,500	6,500	0	6,500
Arbitrage Compliance	3,900	3,900	0	3,900
Total Operating Expenditures	2,358,325	2,867,700	0	2,867,700
Transfers Out				
Contribution to Fund Balance	0	775,250	0	775,250
Total Transfers Out	0	775,250	0	775,250
Total Expenditures	2,358,325	3,642,950	0	3,642,950

Notes to Debt Service Fund

No changes.

Debt Service, SID Bond

	Adopted Budget FY 20-21	Amended Budget 1/19/2021	Jan-Jun Adjustments	Final Budget FY 20-21
Revenues				
Special Assessments	\$2,151,675	\$2,151,675	\$77,750	\$2,229,425
Investment Earnings	1,750	1,750	0	1,750
Total Revenues	2,153,425	2,153,425	77,750	2,231,175
Transfer From Other Funds				
Transfer from RDA	1,216,600	1,216,600	0	1,216,600
Use of Fund Balance	0	0	1,952,500	1,952,500
Total Trans From Other Funds	1,216,600	1,216,600	1,952,500	3,169,100
Total Revenues and Transfers	3,370,025	3,370,025	2,030,250	5,400,275
Operating Expenditures				
Operating Expenditures	0	0	85,250	85,250
Principal on Bonds	1,960,000	1,960,000	1,945,000	3,905,000
Bond Interest Payment	1,408,275	1,408,275	0	1,408,275
Trustee Fees	1,750	1,750	0	1,750
Total Operating Expenditures	3,370,025	3,370,025	2,030,250	5,400,275
Transfers Out				
Contribution to Fund Balance	0	0	0	0
Total Transfers Out	0	0	0	0
Total Expenditures	3,370,025	3,370,025	2,030,250	5,400,275

Notes to SID Bond Debt Service Fund

*Increase for payments related to 2016 SSA bond.

Debt Service, MBA

	Adopted Budget FY 20-21	Amended Budget 1/19/2021	Jan-Jun Adjustments	Final Budget FY 20-21
Revenues				
Investment Earnings	\$1,750	\$1,750	\$0	\$1,750
Total Revenues	1,750	1,750	0	1,750
Transfer From Other Funds				
Transfer from RDA	721,682	721,682	0	721,682
Use of Fund Balance	0	0	0	0
Total Trans From Other Funds	721,682	721,682	0	721,682
Total Revenues and Transfers	723,432	723,432	0	723,432
Operating Expenditures				
Principal on Bonds	645,000	645,000	0	645,000
Bond Interest Payment	76,682	76,682	0	76,682
Trustee Fees	1,750	1,750	0	1,750
Total Operating Expenditures	723,432	723,432	0	723,432
Transfers Out				
Contribution to Fund Balance	0	0	0	0
Total Transfers Out	0	0	0	0
Total Expenditures	723,432	723,432	0	723,432

Notes to Municipal Building Authority Fund

No Changes.

Capital Projects Fund

Capital Projects funds are used to track the acquisition and construction of major projects as well as large equipment purchases. The City maintains two capital project funds.

Capital Projects

This fund is used to record the receipt of impact fees, transfers from, and other resources of revenue to be used for major capital acquisition and construction projects. The fund is also used to account for the expenditure of funds towards these projects. This fund is split into Infrastructure Maintenance and Operations & Maintenance.

Capital Equipment

This fund is used to track the City's large equipment purchases.

Capital Projects Bond Proceeds

This fund is used to track all proceeds and the construction of the Public Safety building (Fire Station 64).

Capital Projects, Infrastructure Maintenance

	Adopted Budget FY 20-21	Amended Budget 1/19/2021	Jan-Jun Adjustments	Final Budget FY 20-21
Revenues				
Road Impact Fees	\$600,000	\$600,000	\$0	\$600,000
Park Impact Fees	400,000	400,000	0	400,000
Storm Drain Impact Fees	250,000	250,000	0	250,000
Fire Impact Fees	100,000	100,000	0	100,000
Police Impact Fees	130,000	130,000	0	130,000
Local Transit Tax	1,300,000	1,300,000	0	1,300,000
Class C Road Funds	3,022,000	3,022,000	0	3,022,000
Investment Earnings	250,000	250,000	0	250,000
Other Donations/Reimbursements	0	437,535	43,156	480,691
Total Revenues	6,052,000	6,489,535	43,156	6,532,691
Transfer From Other Funds				
Transfer from General Fund	0	134,403	1,459,955	1,594,358
Transfer from General CIP Maint	0	129,793	0	129,793
Transfer from Storm Drain	895,000	895,000	0	895,000
Transfer from Storm Impact Fees	0	52,000	501,165	553,165
Transfer from Road Impact Fees	0	70,000	26,312	96,312
Transfer from Water Impact Fees	0	0	488,443	488,443
Transfer from Gen Local Transit	0	0	230,000	230,000
Park Impact Fee Use of Fund Balance	1,500,000	2,404,360	0	2,404,360
Storm Drain Impact Fee Use of Fund Balance	0	94,242	501,165	595,407
Road Impact Fee Use of Fund Balance	150,507	565,218	26,312	591,530
Use of Fund Balance	1,441,000	10,630,273	1,200,000	11,830,273
Total Trans From Other Funds	3,986,507	14,975,289	4,433,352	19,408,641
Total Revenues and Transfers	10,038,507	21,464,824	4,476,508	25,941,332
Project Expenditures (By Funding Source)				
Parks Projects	1,530,000	4,322,366	0	4,322,366
Transportation Projects	3,962,000	9,783,662	3,719,031	13,502,693
Facilities Projects	190,000	1,185,141	0	1,185,141
Storm Drain Projects	895,000	2,590,148	0	2,590,148
Total Project Expenditures	6,577,000	17,881,317	3,719,031	21,600,348

Capital Projects, Infrastructure Maintenance

	Adopted Budget FY 20-21	Amended Budget 1/19/2021	Jan-Jun Adjustments	Final Budget FY 20-21
Transfers Out				
Transfer to General Fund	500,000	500,000	0	500,000
Transfer to General Debt Service Fund	150,507	150,507	0	150,507
Transfer to General CIP	0	122,000	757,477	879,477
Transfer to Capital Equipment	416,000	416,000	0	416,000
Transfer to General CIP Maintenance	665,000	665,000	0	665,000
Park Impact Fee Contribution to Fund Balance	540,000	540,000	0	540,000
Storm Impact Fee Contribution to Fund Balance	295,000	295,000	0	295,000
Road Impact Fee Contribution to Fund Balance	661,000	661,000	0	661,000
Fire Impact Fee Contribution to Fund Balance	102,000	102,000	0	102,000
Police Impact Fee Contribution to Fund Balance	132,000	132,000	0	132,000
Contribution to Fund Balance	0	0	0	0
Total Transfers Out	3,461,507	3,583,507	757,477	4,340,984
Total Expenditures	10,038,507	21,464,824	4,476,508	25,941,332

Notes to Capital Projects Fund

*\$1,229,955 Local Transit Tax carryover.

\$26,312 transferred from Road Impact Fees, \$43,156 reimbursement from SL County for 2700 W Improvement project.

\$488,443 transferred from Water Impact Fees, \$230,000 transferred from Local Transit Tax, \$501,165 transferred from Storm Impact Fees for 10550 S Improvement project.

Capital Projects, Maintenance & Operations

	Adopted Budget FY 20-21	Amended Budget 1/19/2021	Jan-Jun Adjustments	Final Budget FY 20-21
Revenues				
Other Grants/Donations	\$0	\$0	\$0	\$0
Total Revenues	0	0	0	0
Transfer From Other Funds				
Transfer from General CIP	665,000	665,000	0	665,000
Use of Fund Balance	0	1,733,294	0	1,733,294
Total Trans From Other Funds	665,000	2,398,294	0	2,398,294
Total Revenues and Transfers	665,000	2,398,294	0	2,398,294
Project Expenditures (By Funding Source)				
Transportation Projects	200,000	639,146	0	639,146
Parks Projects	200,000	800,793	0	800,793
Facilities Projects	90,000	253,562	0	253,562
Fire Projects	0	150,000	0	150,000
Miscellaneous Projects	175,000	175,000	0	175,000
Total Project Expenditures	665,000	2,018,501	0	2,018,501
Transfers Out				
Transfer to General CIP Infrastructure	0	129,793	0	129,793
Transfer to General Fund	0	250,000	0	250,000
Contribution to Fund Balance	0	0	0	0
Total Transfers Out	0	379,793	0	379,793
Total Expenditures	665,000	2,398,294	0	2,398,294

Notes to Capital Projects Fund

No changes.

Capital Projects, Capital Equipment

	Adopted Budget FY 20-21	Amended Budget 1/19/2021	Jan-Jun Adjustments	Final Budget FY 20-21
Revenues				
Investment Earnings	\$0	\$0	\$0	\$0
Total Revenues	0	0	0	0
Transfer From Other Funds				
Transfer from General Fund	2,179,431	2,179,431	0	2,179,431
Transfer from General CIP	416,000	416,000	0	416,000
Use of Fund Balance	0	4,593,880	0	4,593,880
Total Trans From Other Funds	2,595,431	7,189,311	0	7,189,311
Total Revenues and Transfers	2,595,431	7,189,311	0	7,189,311
Project Expenditures				
Computer Software & Equipment	0	1,124,361	0	1,124,361
Fire Equipment	276,392	357,642	0	357,642
Fleet Equipment	2,319,039	5,707,308	0	5,707,308
Total Project Expenditures	2,595,431	7,189,311	0	7,189,311
Transfers Out				
Contribution to Fund Balance	0	0	0	0
Total Transfers Out	0	0	0	0
Total Expenditures	2,595,431	7,189,311	0	7,189,311

Notes to Capital Equipment Fund

No changes.

Capital Projects, Capital Projects Bond

	Adopted Budget FY 20-21	Amended Budget 1/19/2021	Jan-Jun Adjustments	Final Budget FY 20-21
Revenues				
Bond Proceeds	\$0	\$0	\$0	\$0
Bond Premium	0	0	0	0
Total Revenues	0	0	0	0
Transfer From Other Funds				
Transfer from General Fund	0	0	17,456	17,456
Use of Fund Balance	0	7,765,205	0	7,765,205
Total Trans From Other Funds	0	7,765,205	17,456	7,782,661
Total Revenues and Transfers	0	7,765,205	17,456	7,782,661
Operating Expenditures				
City Hall Annex Building/Remodel	0	0	15,756	15,756
Fire Station 64	0	7,765,205	1,700	7,766,905
Total Operating Expenditures	0	7,765,205	17,456	7,782,661
Transfers Out				
Contribution to Fund Balance	0	0	0	0
Total Transfers Out	0	0	0	0
Total Expenditures	0	7,765,205	17,456	7,782,661

Notes to Capital Equipment Fund

*\$15,756 reimbursement from Rocky Mtn Power for Electric Vehicle Charging Stations.
\$1,700 reimbursement for ice machine used at the softball complex.

City of South Jordan

1600 W. Towne Center Drive • South Jordan, UT 84095

Tel: (801) 254-3742 • Fax: (801) 253-5250

www.sjc.utah.gov

